



BLOCKBOT

자동판매기

Vending machine



1





x2




x2



x1







x2



x1



x1




3





x1


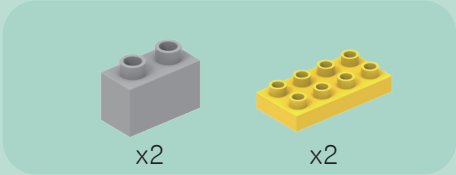


x2




x1






5




x1





x1




x1



x1






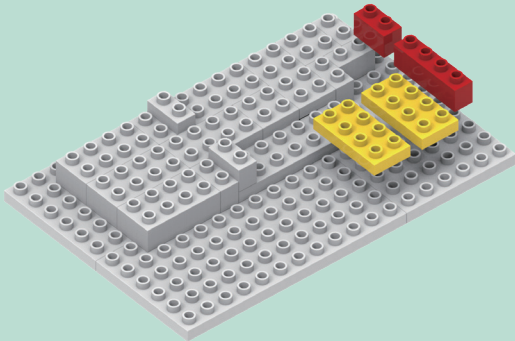
x1



x1



x2





7



x3




x3

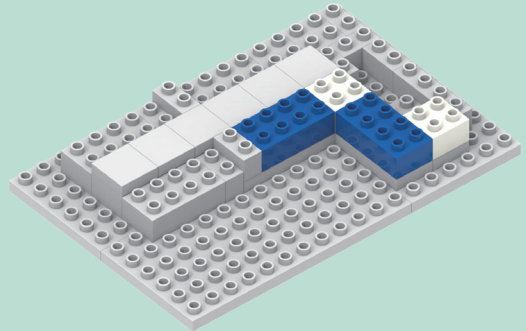






x2




x2



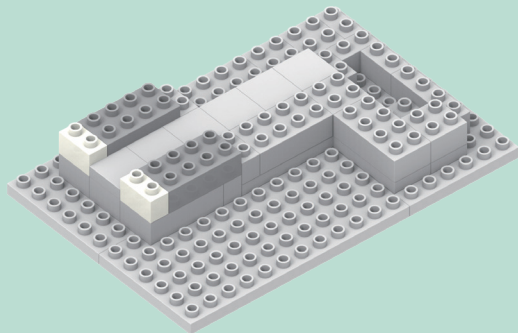

9

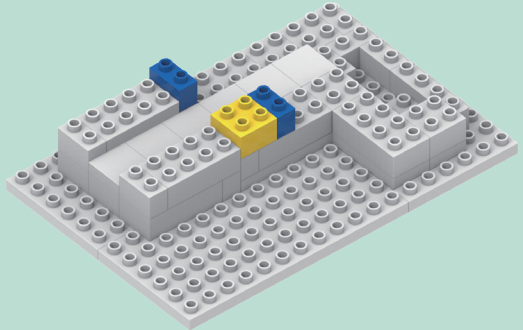
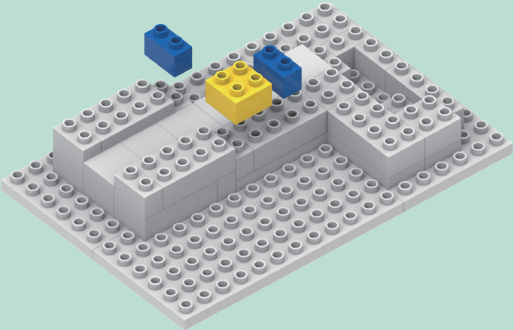
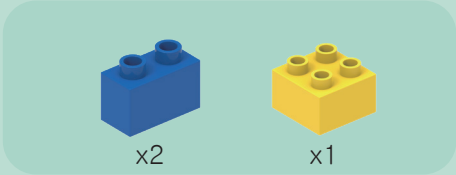


x2




x2






11





x1



x1



x1





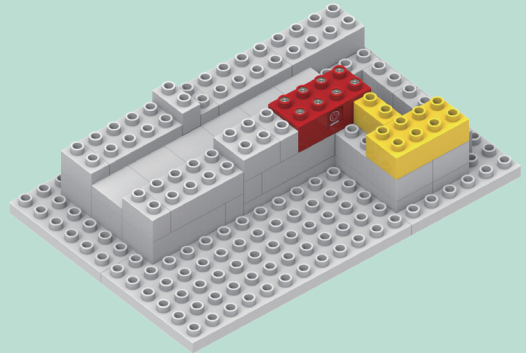
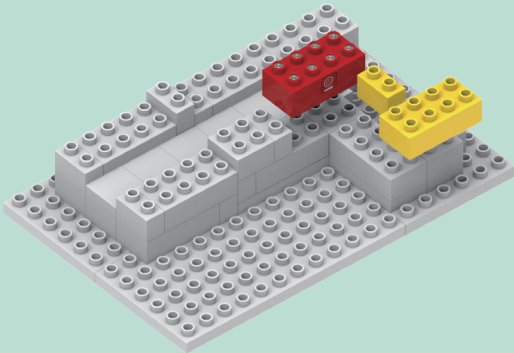
x1




x1



x1



13



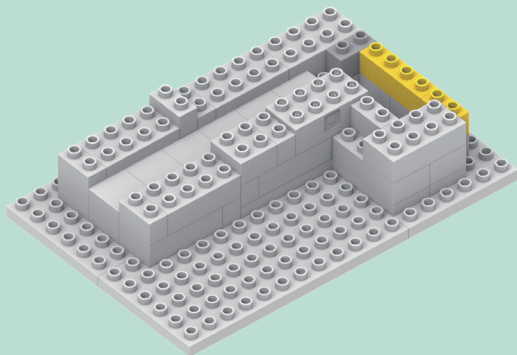
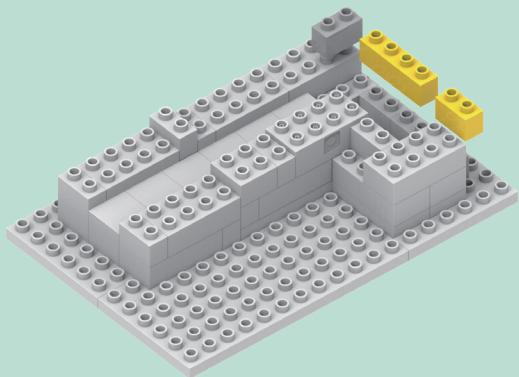
x1



x1

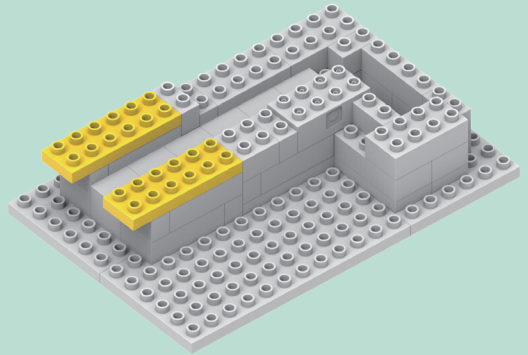
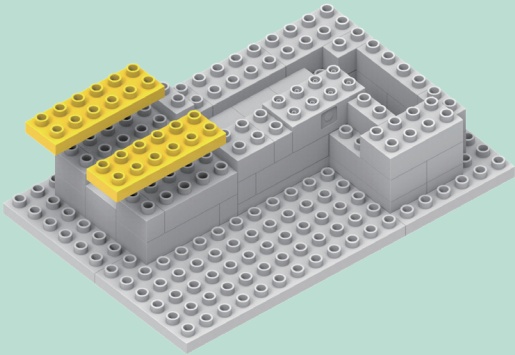


x1






x2



15





x1


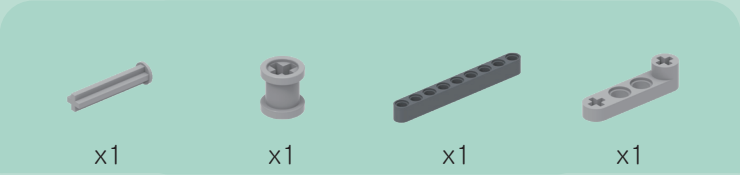


x1




x1






17





x1



x1


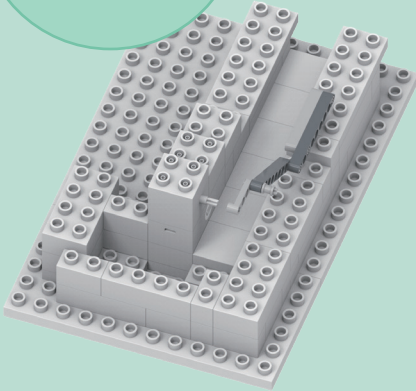
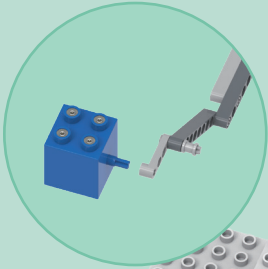


x3





x1




19



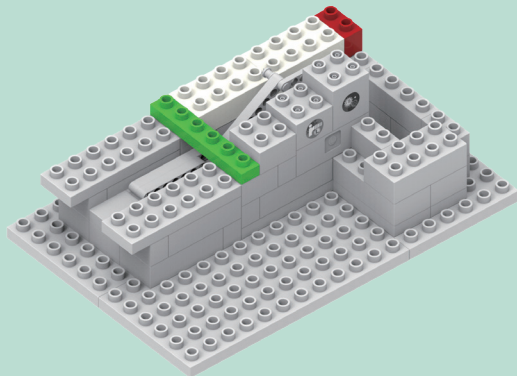
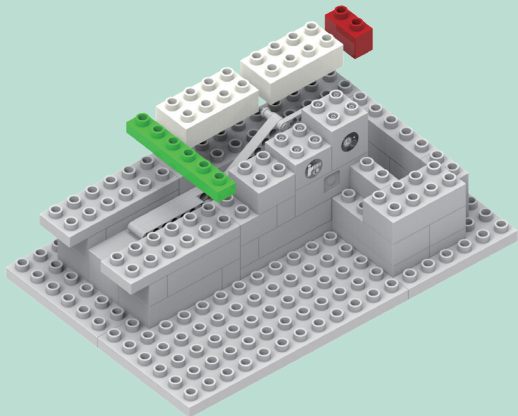
x1




x2



x1






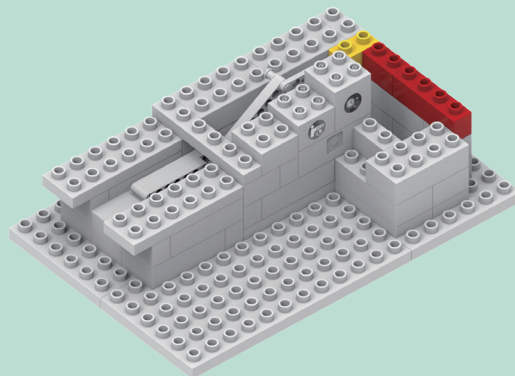
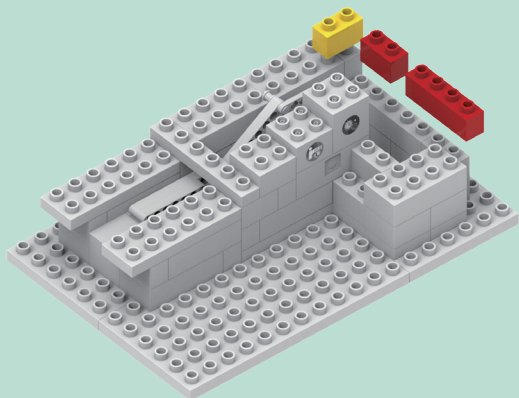
x1




x1




x1



21



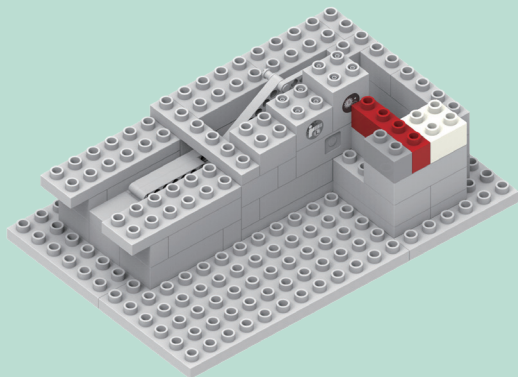

x1




x1



x1







x1



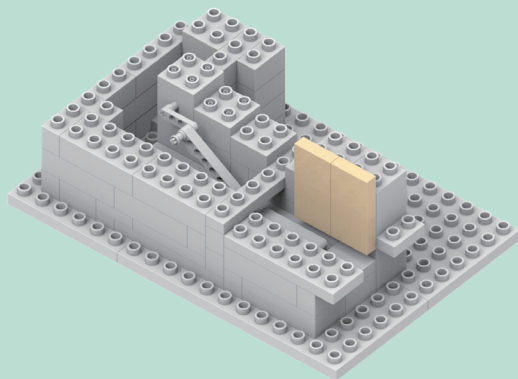

x2




23




x2

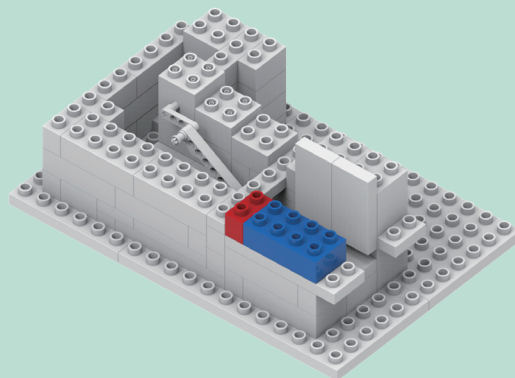
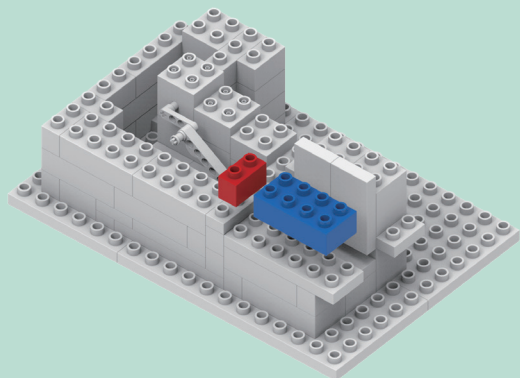





x1



x1



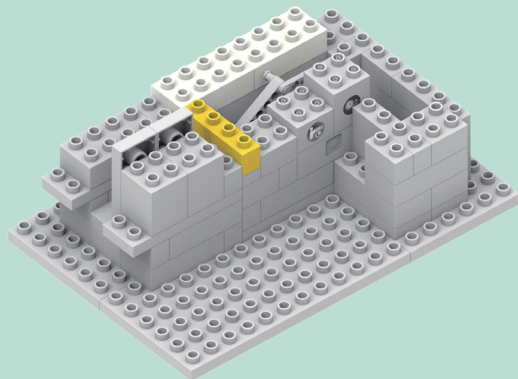
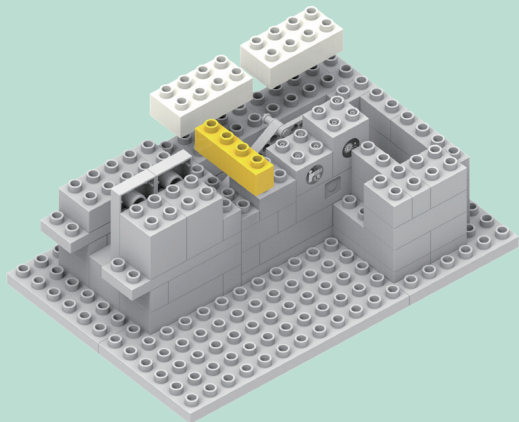
25




x1



x2





x1



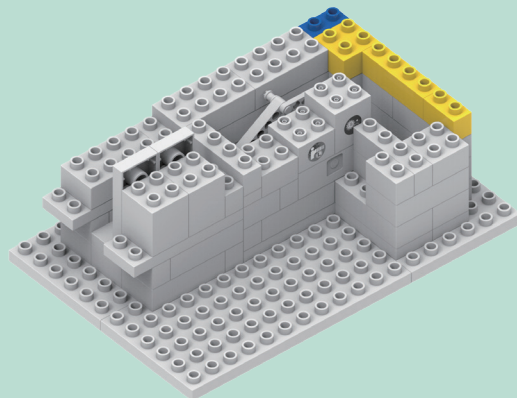
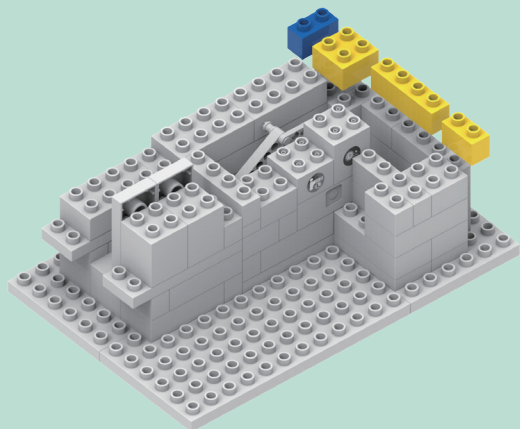
x1



x1



x1



27



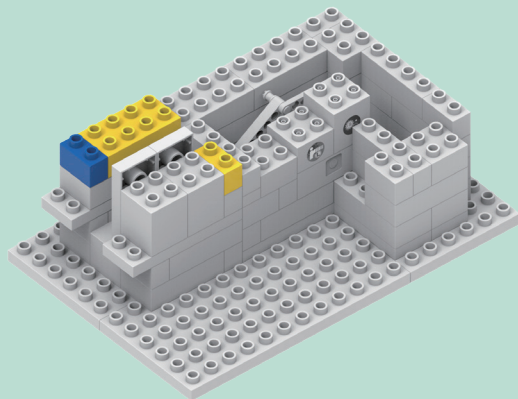
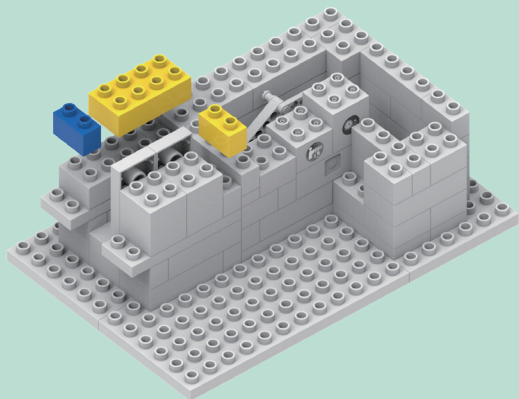
x1



x1




x1





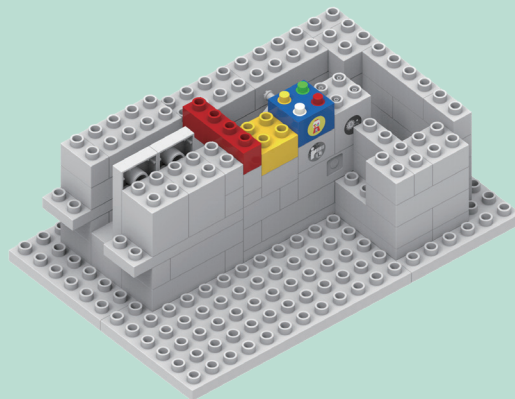
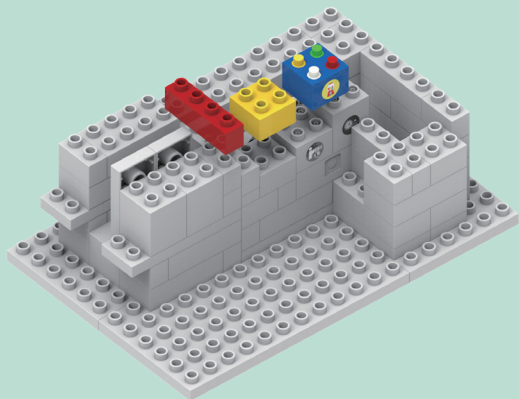
x1



x1



x1



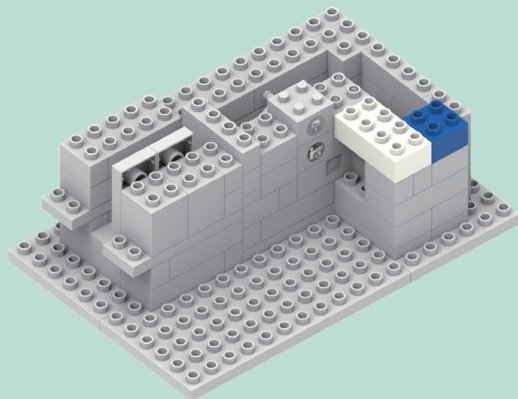
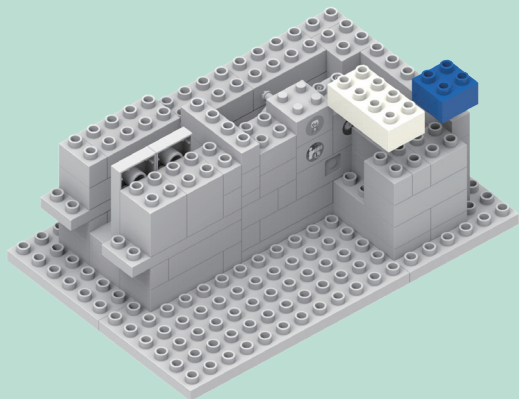
29




x1



x1





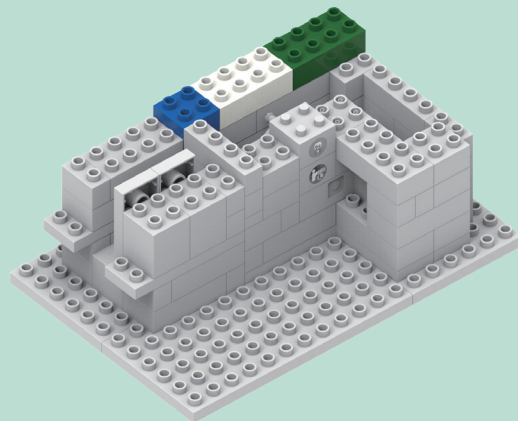

x1




x1




x1




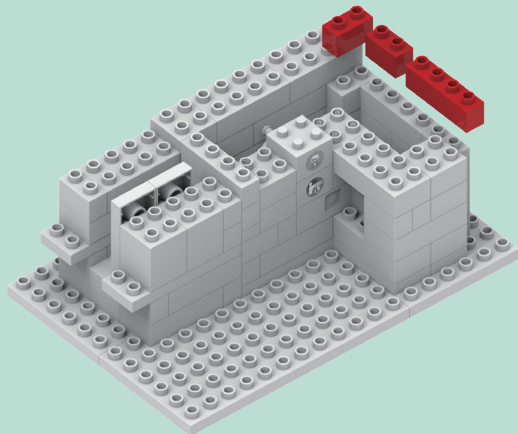
31




x2



x1







x2



x2



33



x1





x1




x1



x1





x1



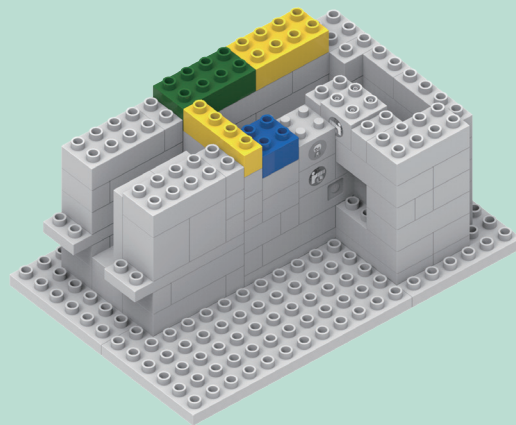
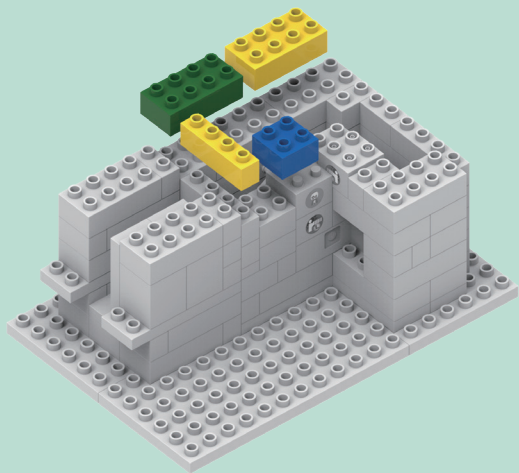
x1




x1



x1




35



x1



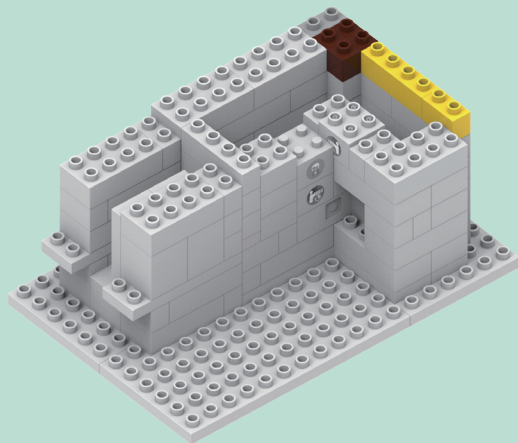
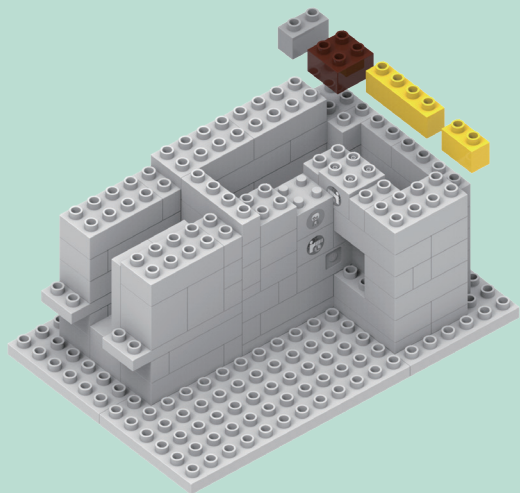
x1



x1




x1








x1




x1



37





x2



x1


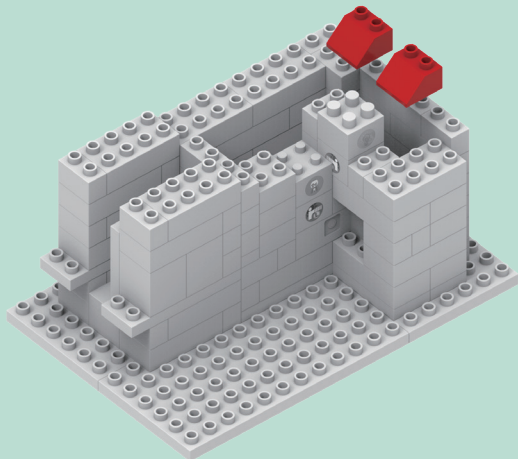


x1






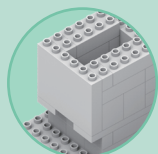
x2



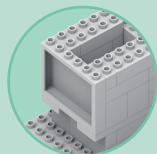
39



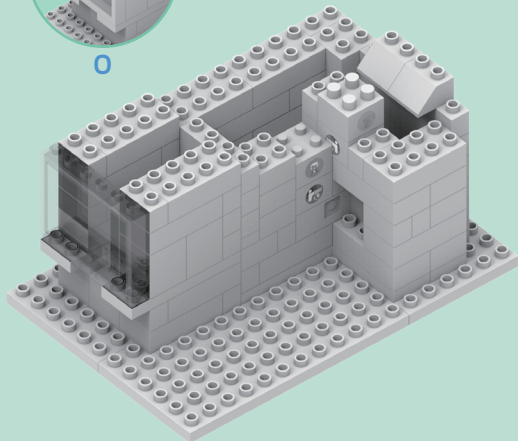

x1



X




O







x2

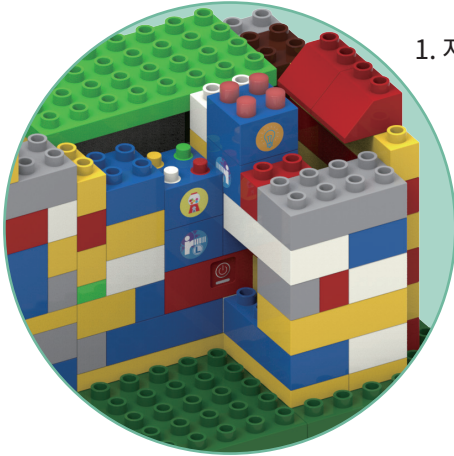


x1




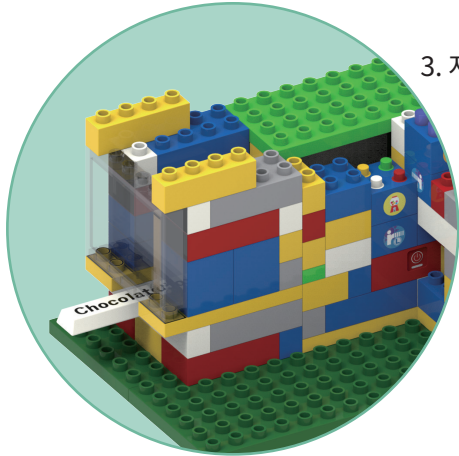
자판기 동작 방법

1. 자동판매기의 전원을 켜면 LED 블록이 빨간색으로 켜집니다.




2. 카드를 넣으면 LED 블록이 파란색으로 변합니다.





3. 자동판매기 스위치 블록의 버튼을 누르면 초콜릿이 나옵니다.

4. 초콜릿이 나오면 LED 블록이 빨간색으로 바뀌고 다시 카드 읽기 준비상태가 됩니다.



★카드를 넣을 때 위에서 떨어트리듯이 넣으면 인식이 더 잘됩니다.

어린이제품 안전 특별법에 의한 표시사항

품명 : 완구(교육용로봇)	주소 : 서울특별시 강남구 개포로 250 선광빌딩 3층
모델명 : 블록봇 키트(시리즈)	
제조연월일 :	전화번호 : 02-2135-7979
제조자명 : Lebao electronic	대상연령 : 3세이상
수입자명 : 주식회사 일삼공티	제조국 : 대한민국



BLOCKBOT



안전확인신고번호

: CB062R387-9001Br

CE FC RoHS

취급 및 사용상 주의사항

1. 배터리블록을 포함한 모든 전자블록은 입에 넣거나 빨지 않도록 주의해 주시고, 불 또는 물에 넣지 마세요.
2. 배터리블록은 사용 후 전원을 끄고 유아의 손이 닿지 않게 보관하여야 합니다.
3. 배터리블록 충전 중 이상한 냄새, 소리, 연기가 나는 경우 즉시 전원을 차단하고 충전용 플러그를 분리해 주세요.
4. 배터리블록이 충전되는 동안은 어른이 감독을 하여야 하며 완전히 충전이 된 경우 충전용 플러그를 뽑아주세요.
5. 배터리블록이 완전히 충전된 후에 다시 충전하지 말아주세요.
6. 배터리블록은 섭씨 0도와 섭씨 40도 사이에서 보관되어야 하고 금속제품과 함께 보관하지 마세요.
7. 가연성 물질이나 가연성 물질로 된 표면(카펫, 목재마루, 목재가구 등) 또는 전기가 통하는 물체 근처에서는 충전하지 마세요.